

LESSON4

READ ABOUT A PLAN TO MEET



YUSEF SAYED

@YusefS

I'm in New York this week. I can't wait to see my friend Nick.


1 BEFORE YOU READ



Who do you make plans with? What do you do?

2 READ

A  04-25 Listen. Read the following emails. What is each email about? \_\_\_\_\_

New email

 Yusef Said




Hi, Nick.


How are you and Sara? I'm in New York. Let's get together! Are you free for lunch on Saturday or Sunday? How about meeting at City Coffee at 1:30? It's on the corner of 8th Avenue and 13th Street. It's across from the supermarket. Just let me know.



I hope to see you!

Yusef



New email

 Nick Johnson



Hi, Yusef.

I'm free on Saturday. Sounds great! I know that place. The food is great, but the coffee is not so good. See you at 1:30.

All the best,

Nick

- B Read the emails again. Write *T* for true and *F* for false.
- T

1. Yusef wants to meet for lunch.

2. Yusef and Nick are friends.

3. Nick can't meet on Saturday.
4. Nick needs directions to the coffee shop.

5. The coffee shop has great coffee.

C Read the Reading Skill. Write questions about the emails. Use *what*, *who*, *where*, *how*, and *when*. Then find the answers in the emails.

Who does Yusef want to meet?

Nick

\_\_\_\_\_

\_\_\_\_\_

\_\_\_\_\_

\_\_\_\_\_

\_\_\_\_\_

\_\_\_\_\_

\_\_\_\_\_


\_\_\_\_\_

READING SKILL

Ask and answer questions

Ask yourself questions about the text. Then answer them to check your understanding.

3 MAKE IT PERSONAL

Find out what year email started. 

- A Do you use email to make plans with friends? with family? If not, how do you make plans?
- B PAIRS Talk about how you make plans.

 I CAN READ ABOUT A PLAN TO MEET.